

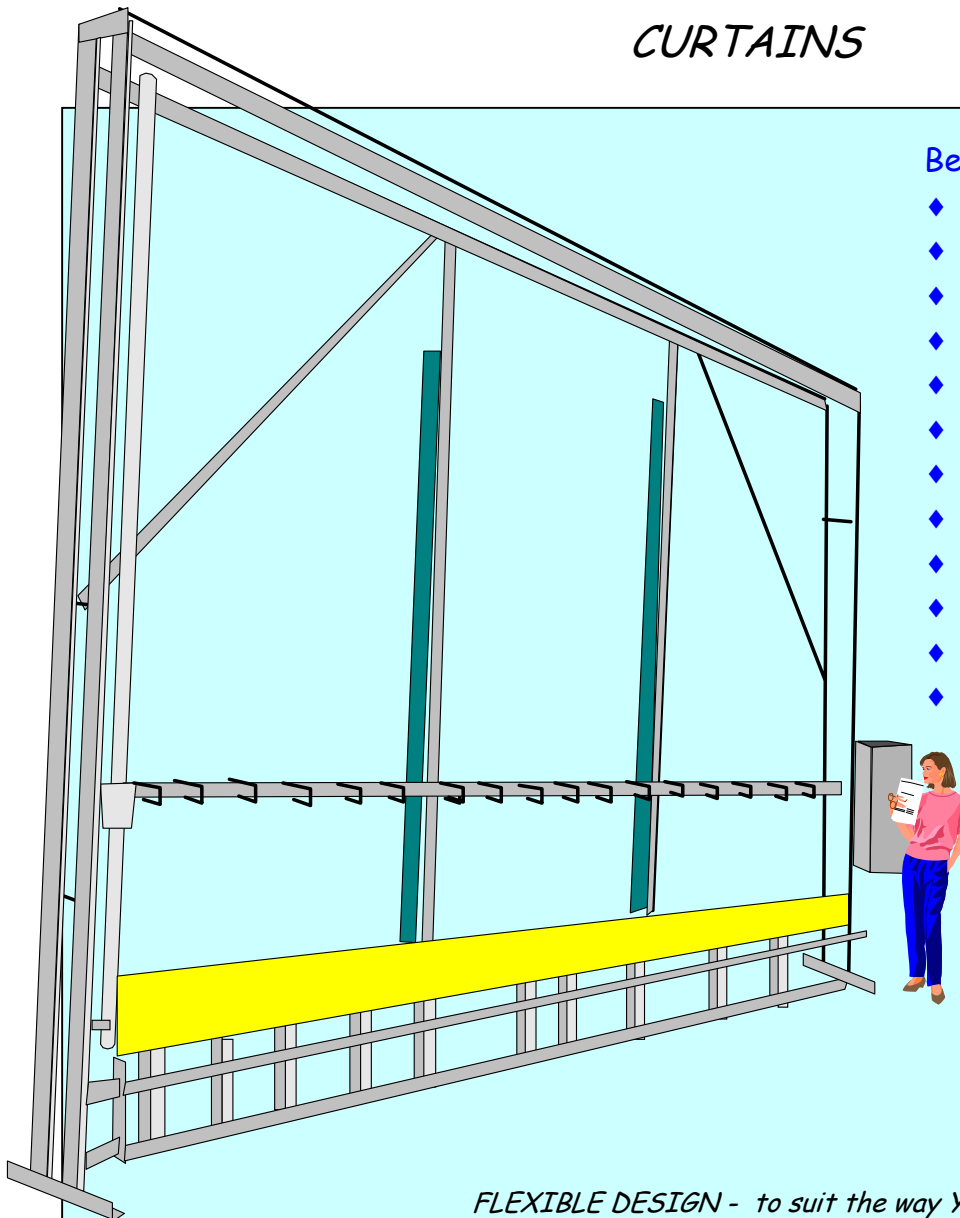


Miniroller
TEXTILE MACHINES

Model VTM-9500

VERTICAL TABLING MACHINE

*For the ACCURATE & EFFICIENT PRODUCTION
of CUSTOM MADE TO MEASURE
CURTAINS*



Benefits:

- ◆ Accurate CUTTING
- ◆ Reduce RETURNS
- ◆ Maintain QUALITY
- ◆ ONE operator
- ◆ QUICK Learning Curve
- ◆ INTER-CHANGE operators
- ◆ ERGONOMIC operation
- ◆ Increase PRODUCTION
- ◆ Save SPACE
- ◆ Increase CAPACITY
- ◆ Widths to 9.5 mts
- ◆ Drops to 6.5 mts

FLEXIBLE DESIGN - to suit the way YOU work:

- * Pneumatic clamps with adjustable pressures or manual clamps
- * Automatic height or manual
- * Adjustable loading position to suit different operators heights to reduce fatigue
- * Cut & spray mark on the front or back - you choose
- * Electric or Pneumatic Cutting Unit
- * Cut only, spray mark a line only, or cut & spray.

VERTICAL TABLING MACHINE for the CUSTOM CURTAIN INDUSTRY

Operation -

1. Set the curtain drop; turn the handle until the desired drop on the yellow tape is opposite the indicator pointer (fig 1)
2. Clamp the curtain/s (fig 2) under LOW air pressure. Make adjustments anytime - each clamp has it's own control switch.
3. Apply HIGH air pressure & raise the curtain/s to a precise height.
4. Clamp the bottoms under LOW pressure. Each 1 mt long clamp can be released to allow for perfect hanging.
5. Apply HIGH air pressure to securely clamp all along the bottom and CUT



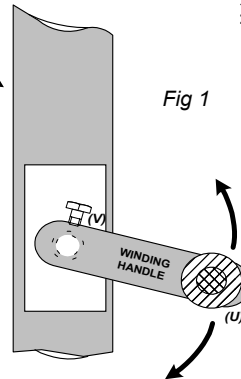
Height Input

First - undo the hand knob on the "Plusage/Deduction Indicator" and slide it up or down its track, reading the measurement through the hole in the Indicator. Lock it in the desired position. The drawing shows +4 cms.

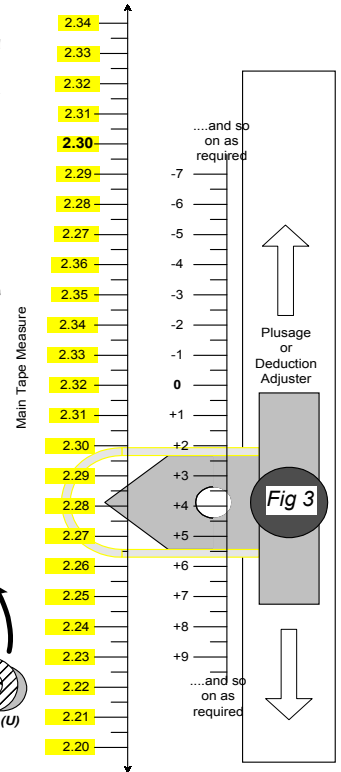
Next - turn the Winding Handle until the desired drop is shown by the yellow tape opposite the Target Indicator Pointer; in the drawing it's set on 2.28 mts.

Operating the machine will now cut 2.32 mts.

Leaving the Plusage/Deduction Indicator in position this position will always add 4 cms to every drop. The same would be true if it were reset on 0 (for dead length) or for example on -10 cms. Any +/- IS ALWAYS VISIBLE.



VTM - Controls & Functions



Clamping the Curtains/s (fig 2) - couldn't be easier...

Upper clamps are 20cm wide & swivel & slide laterally to take all widths. With just a few clamps any width curtain can be clamped right to its very end. Clamps can be used individually or in groups

This ease & efficiency is at no sacrifice to accuracy.

Also .. the Upper clamps are a full 5cm deep, so linings (if any) may be clamped in perfect alignment - simultaneously .. all in one operation.

Lower clamps are each 60cm width & open wide for easy insertion of bottoms. Individual adjustment allows the operator to adjust perfect hanging before cutting or marking.

We believe our design of Vertical Tabling Machine to be the most robust & user friendly available on the market today. The design has evolved from customer feedback over several years experience. It works the way YOU work and our aim is to increase your efficiency, reduce returns, improve your quality and increase your bottom line.

Our unique and simple "program" capability -

Figure 3 - shows our simple PLUS or MINUS adjuster.

- easily set an allowance for hem/tape turnovers or tab-tops.
- amount set STAYS clearly visible **always**; & minimises operator error. Adjusted in a second without reference to look up notes on program settings - *ingenius & intuitive*.
- Computer free on the factory floor - user friendly, reliable and easy to learn for greater operator flexibility & increased production.

Output - single operator: app. 400 widths of 150cm per day /300 widths with inspection.

Sizes - Auto. - up to 9.5mt wide X 6.5mt drop. Manual : up to 4.0mt wide X 4.0mt drop.

Equipment - AUTO: auto height, + or - "program", auto cross cutter, ultra-violet spray marker, pneumatic dual pressure upper & lower clamps with individual control & for easy adjustment.

MANUAL: as above but height, clamping & cutting is manual .

IMPROVE QUALITY.

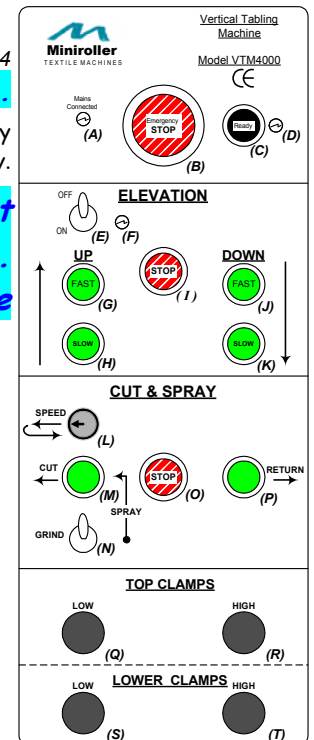
REDUCE RETURNS,

INCREASE EFFICIENCY,

INCREASE PROFITS.

with large buttons for easy operation during a busy day.

Intuitive lay out
Easy to learn ..
Easy to operate



Distributor: Australia:

Contact: Hardy Ender - T 612 9452 5326
George Black Textile Products (NSW) Pty Ltd
14, Margaret St, Beacon Hill, NWS 2100

Mobile: 614 1960 6010 Fax: 612 9452 5624
Email: hardy10@optusnet.com.au

